


Cost Effective Fork Positioning for 10,000 lb Capacity Warehousing and Distribution




OEM load backrest compatibility




Excellent operator visibility



No-weld installation



Adjustable fork carriers



Optional bolt-on pallet protector

APPLICATIONS

The class III 10,000 lb capacity sideshifting fork positioner allows drivers to position forks accurately for a variety of pallet configurations, without ever leaving their seat. This new generation fork positioner is easy to install, has excellent lost load, and can handle a variety of challenging applications.

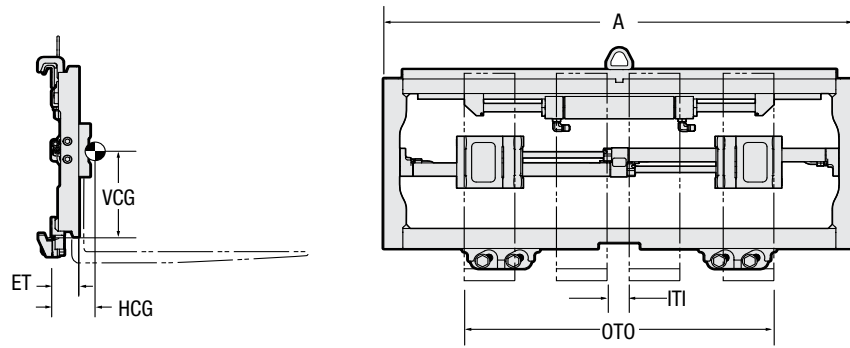
Recommended for logistic operations in distribution, warehouse and manufacturing applications, the 100K fork positioner is a very compact unit with excellent visibility both over, and through the frame, allowing the operator to quickly, accurately, and easily position the forks at all lift heights, right from the driver's seat.

FEATURES

- OEM load backrest compatibility.
- Excellent operator visibility.
- No-weld installation.
- Zinc plated, corrosion resistant components.
- 5", 6" and 7" wide center mount fork carriers.
- Center mount fork carriers.

OPTIONS

- Bolt-on pallet protector/cylinder guard combinations.
- Load backrests.
- Bronze bearings.
- Bronze lower hooks.
- Radio Frequency (RF) Hydraulic Control.
- Solenoid Valve Hydraulic Control.
- Sequence Valve Hydraulic Control.
- Non-Sideshifting (FPB) units available.



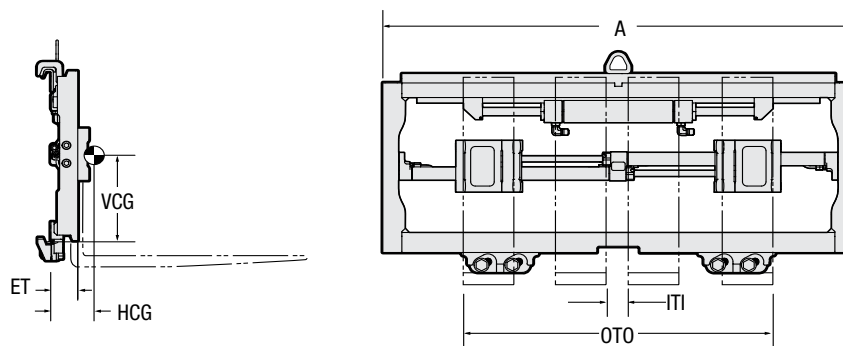
Sideshifting Fork Positioner

Catalog Order No.	Capacity @ 24" (600 mm) Load Center		Carriage Width w/o Load Backrest	Opening Range	Fork Pocket Width	Mtg. Class	Min. Truck Carriage Width	Weight		Effective Thickness	Horizontal Center of Gravity	Vertical Center of Gravity	Total Sideshift	Load Backrest Type
	lbs	kg						lbs	kg					
Cascade														
100K-FPS-B051	10,000	4,600	40.9"	2.2"-35.0"	7"	III	36.8"	315	143	3.0"	1.5"	12.0"	8"	A
100K-FPS-B052	10,000	4,600	49.0"	2.2"-43.1"	7"	III	41.9"	354	161	3.0"	1.5"	12.0"	8"	A
100K-FPS-B053	10,000	4,600	61.0"	2.2"-55.1"	7"	III	48.8"	508	231	3.0"	1.5"	11.2"	8"	A
100K-FPS-B054	10,000	4,600	72.0"	2.2"-66.1"	7"	III	65.7"	585	266	3.0"	1.5"	11.3"	8"	A
Caterpillar / MCFA														
100K-FPS-B200	10,000	4,600	39.4"	2.2"-33.4"	7"	III	34.8"	306	139	3.0"	1.5"	11.8"	8"	A
100K-FPS-B201	10,000	4,600	44.3"	2.2"-38.3"	7"	III	39.8"	330	150	3.0"	1.5"	12.0"	8"	B
100K-FPS-B093	10,000	4,600	46.9"	2.2"-40.9"	7"	III	39.8"	343	156	3.0"	1.5"	12.0"	8"	A
100K-FPS-B203	10,000	4,600	46.9"	2.2"-40.9"	7"	III	39.8"	343	156	3.0"	1.5"	12.0"	8"	A
100K-FPS-B032	10,000	4,600	47.8"	2.2"-41.9"	7"	III	41.9"	350	159	3.0"	1.5"	12.0"	8"	B
100K-FPS-B204	10,000	4,600	59.1"	2.2"-53.1"	7"	III	48.8"	495	225	3.0"	1.5"	11.2"	8"	A
100K-FPS-B205	10,000	4,600	70.9"	2.2"-64.9"	7"	III	65.7"	576	262	3.0"	1.5"	11.3"	8"	A
Clark														
100K-FPS-B051	10,000	4,600	40.9"	2.2"-35.0"	7"	III	36.8"	315	143	3.0"	1.5"	12.0"	8"	A
100K-FPS-B052	10,000	4,600	49.0"	2.2"-43.1"	7"	III	41.9"	354	161	3.0"	1.5"	12.0"	8"	A
100K-FPS-B055	10,000	4,600	53.1"	2.2"-47.2"	7"	III	46.7"	381	173	3.0"	1.5"	12.0"	8"	C
Hyster Yale														
100K-FPS-B001	10,000	4,600	42.0"	2.2"-36.1"	7"	III	36.8"	319	145	3.0"	1.5"	12.0"	8"	B
100K-FPS-B002	10,000	4,600	48.0"	2.2"-42.1"	7"	III	41.9"	350	159	3.0"	1.5"	12.0"	8"	B
100K-FPS-B044	10,000	4,600	48.0"	2.2"-42.1"	7"	III	41.9"	350	159	3.0"	1.5"	12.0"	8"	A
100K-FPS-B043	10,000	4,600	54.0"	2.2"-48.1"	7"	III	46.7"	385	175	3.0"	1.5"	12.0"	8"	A
100K-FPS-B003	10,000	4,600	60.0"	2.2"-54.1"	7"	III	48.8"	502	228	3.0"	1.5"	11.2"	8"	B
Hyundai														
100K-FPS-B152	10,000	4,600	51.2"	2.2"-45.2"	7"	III	46.7"	365	166	3.0"	1.5"	12.0"	8"	A
100K-FPS-B154	10,000	4,600	56.8"	2.2"-50.8"	7"	III	46.7"	480	218	3.0"	1.5"	11.2"	8"	A
100K-FPS-B153	10,000	4,600	63.0"	2.2"-57.0"	7"	III	57.9"	524	238	3.0"	1.5"	11.3"	8"	A
Komatsu														
100K-FPS-B057	10,000	4,600	47.0"	2.2"-41.1"	7"	III	41.9"	345	157	3.0"	1.5"	12.0"	8"	A
100K-FPS-B058	10,000	4,600	41.7"	2.2"-35.8"	7"	III	36.8"	319	145	3.0"	1.5"	12.0"	8"	A
100K-FPS-B061	10,000	4,600	46.9"	2.2"-40.9"	7"	III	39.8"	343	156	3.0"	1.5"	12.0"	8"	A
Linde														
100K-FPS-B016	10,000	4,600	45.3"	2.2"-37.8"	7"	III	39.8"	339	154	3.0"	1.5"	12.0"	8"	B
100K-FPS-B017	10,000	4,600	53.1"	2.2"-47.2"	7"	III	46.7"	381	173	3.0"	1.5"	12.0"	8"	B
100K-FPS-B015	10,000	4,600	68.9"	2.2"-63.0"	7"	III	65.7"	563	256	3.0"	1.5"	11.3"	8"	B
100K-FPS-B018	10,000	4,600	78.7"	2.2"-72.8"	7"	III	70.5"	629	286	3.0"	1.5"	11.3"	8"	B

- ▶ Fork Pocket Width adjustable to 5" and 6" wide forks. Add 4.3" or 2.3" to Minimum Opening Range, respectively.
- ▶ Forks are not included with attachment.
- ▶ For availability of Truck specific Installation Kits contact Cascade or submit OEM Truck Model and Mast Type when ordering.
- ▶ Overall Width, A dim., is limited to 82" on all 100K Series.
- ▶ For forks longer than 96", load centers exceeding 48", or to determine which Fork Positioner is best suited to your application, consult Cascade.

- ▶ Load Backrest Types:
 - A: End hole patterns
 - B: Face hole patterns
 - C: Face hole patterns with counterbore

⚠ IMPORTANT: OSHA or State regulations may require the installation of backrests.



Sideshifting Fork Positioner

Catalog Order No.	Capacity @ 24" (600 mm) Load Center		Carriage Width w/o Load Backrest	Opening Range	Fork Pocket Width	Mtg. Class	Min. Truck Carriage Width	Weight		Effective Thickness	Horizontal Center of Gravity	Vertical Center of Gravity	Total Sideshift	Load Backrest Type
	lbs	kg						lbs	kg					
Mitsubishi / MCFA														
100K-FPS-B200	10,000	4,600	39.4"	2.2"-33.4"	7"	III	34.8"	306	139	3.0"	1.5"	11.8"	8"	A
100K-FPS-B201	10,000	4,600	44.3"	2.2"-38.3"	7"	III	39.8"	330	150	3.0"	1.5"	12.0"	8"	B
100K-FPS-B093	10,000	4,600	46.9"	2.2"-40.9"	7"	III	39.8"	343	156	3.0"	1.5"	12.0"	8"	A
100K-FPS-B203	10,000	4,600	46.9"	2.2"-40.9"	7"	III	39.8"	343	156	3.0"	1.5"	12.0"	8"	A
100K-FPS-B032	10,000	4,600	47.8"	2.2"-41.9"	7"	III	41.9"	350	159	3.0"	1.5"	12.0"	8"	B
100K-FPS-B204	10,000	4,600	59.1"	2.2"-53.1"	7"	III	48.8"	495	225	3.0"	1.5"	11.2"	8"	A
100K-FPS-B205	10,000	4,600	70.9"	2.2"-64.9"	7"	III	65.7"	576	262	3.0"	1.5"	11.3"	8"	A
Nissan														
100K-FPS-B068	10,000	4,600	40.2"	2.2"-34.2"	7"	III	36.8"	310	141	3.0"	1.5"	12.0"	8"	A
100K-FPS-B070	10,000	4,600	40.2"	2.2"-34.2"	7"	III	36.8"	310	141	3.0"	1.5"	12.0"	8"	A
100K-FPS-B080	10,000	4,600	47.2"	2.2"-41.3"	7"	III	41.9"	345	157	3.0"	1.5"	12.0"	8"	A
100K-FPS-B173	10,000	4,600	55.1"	2.2"-49.2"	7"	III	46.7"	354	161	3.0"	1.5"	12.0"	8"	A
100K-FPS-B304	10,000	4,600	70.9"	2.2"-64.9"	7"	III	65.7"	576	262	3.0"	1.5"	11.3"	8"	A
TCM														
100K-FPS-B081	10,000	4,600	43.3"	2.2"-37.4"	7"	III	36.8"	326	148	3.0"	1.5"	12.0"	8"	A
100K-FPS-B082	10,000	4,600	47.6"	2.2"-41.7"	7"	III	41.9"	348	158	3.0"	1.5"	12.0"	8"	A
100K-FPS-B218	10,000	4,600	51.2"	2.2"-45.2"	7"	III	45.2"	365	166	3.0"	1.5"	12.0"	8"	A
Toyota														
100K-FPS-B141	10,000	4,600	42.9"	2.2"-37.0"	7"	III	36.8"	323	147	3.0"	1.5"	12.0"	8"	A
100K-FPS-B140	10,000	4,600	46.1"	2.2"-40.1"	7"	III	39.8"	339	154	3.0"	1.5"	12.0"	8"	A
100K-FPS-B343	10,000	4,600	57.9"	2.2"-51.9"	7"	III	48.8"	488	222	3.0"	1.5"	11.2"	8"	A
100K-FPS-B342	10,000	4,600	64.2"	2.2"-58.2"	7"	III	57.9"	532	242	3.0"	1.5"	11.3"	8"	A
100K-FPS-B144	10,000	4,600	76.0"	2.2"-70.0"	7"	III	65.7"	609	277	3.0"	1.5"	11.3"	8"	A
TUSK														
100K-FPS-B057	10,000	4,600	47.0"	2.2"-41.1"	7"	III	41.9"	345	157	3.0"	1.5"	12.0"	8"	A
100K-FPS-B058	10,000	4,600	41.7"	2.2"-35.8"	7"	III	36.8"	319	145	3.0"	1.5"	12.0"	8"	A
100K-FPS-B061	10,000	4,600	46.9"	2.2"-40.9"	7"	III	39.8"	343	156	3.0"	1.5"	12.0"	8"	A

- ▶ Fork Pocket Width adjustable to 5" and 6" wide forks. Add 4.3" or 2.3" to Minimum Opening Range, respectively.
- ▶ Forks are not included with attachment.
- ▶ For availability of Truck specific Installation Kits contact Cascade or submit OEM Truck Model and Mast Type when ordering.
- ▶ Overall Width, A dim., is limited to 82" on all 100K Series.
- ▶ For forks longer than 96", load centers exceeding 48", or to determine which Fork Positioner is best suited to your application, consult Cascade.

- ▶ Load Backrest Types:
A: End hole patterns
B: Face hole patterns
C: Face hole patterns with counterbore

IMPORTANT: OSHA or State regulations may require the installation of backrests.

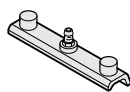
HYDRAULIC FUNCTIONS

Model	Hydraulic Functions	Truck Auxiliary Valves Required
FPS	2	2
FPB	1	1

HYDRAULIC FLOW & PRESSURE

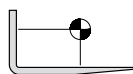
Maximum Pressure	Number of Functions	Min-Rec-Max Function 1	Min-Rec-Max Function 2
3,500 psi	2	1 - 4 - 5	1 - 4 - 5

OPTIONS AND ACCESSORIES



Bronze Bearings and Hooks

Recommended for highly abrasive and contaminated environments. Using both bronze upper and lower bearings may increase sideshift hydraulic pressure requirements.



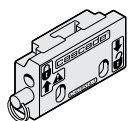
Extended Load Center Package

For applications where the load center exceeds 48" or the fork length exceeds 96". Includes Bronze Upper Bearings and Bronze Lower Hooks.



Cold Storage Package

For applications where temperatures may fluctuate from normal ambient to -40° F or where the unit will operate continuously in temperatures from 32° to -20°F. Includes Bronze Upper Bearings, Bronze Lower Bearings and Bronze Lower Hooks (if available).



Quick-Disconnect Mounting Kit (Factory Install Only)

Quick-Disconnect Mounting Kits increase versatility by allowing the attachments and trucks to be interchangeable. After disconnecting hydraulic hose couplers, attachments can be interchanged in two minutes or less without the use of tools (Quick-Disconnect Hydraulic Couplers not included in kit).

Sequence Valve - Attachment Mounted Factory Installed

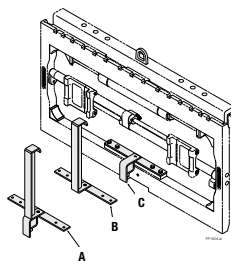
Permits fork positioning at the end of the sideshift stroke. Allows fork positioning and sideshifting with a single function auxiliary hydraulic system (sideshift left to open forks, sideshift right to close forks).

Option	Order Code
Bronze Lower Hooks (pair)	KIILBH
Bronze Upper Bearings (pair)	KIIIUBB
Bronze Lower Bearings (pair)	KIILBBB
Extended Load Center Package	KIIILP
Cold Storage Package	KIICSP
Quick Disconnect Mounting Kit	KLQDIII
Sequence Valve	SV12

Solenoid Valve - Attachment Mounted Factory Installed

Allows one auxiliary valve to be used for a sideshifting unit. Includes control knob.

Truck Voltage	Order Code
12V	SD11
24V	SD12
36V	SD13
48V	SD14



Bolt-On Protector Kits

Optional guard to prevent pallet or cylinder damage, includes fasteners.

Option	Order Code
Cylinder/Pallet Guard (A)	KLCPG
Cylinder Guard Only (B)	KLCG
Pallet Guard Only (C)	KLPG

Radio Frequency Hydraulic Control

A cost-effective means to position forks on a K or L-Series Fork Positioner. Permits the use of a single auxiliary valve to control an additional hydraulic function. Includes two Li-Ion batteries, Li-Ion Universal Smart Charger and Low Profile Switch Kit. If a Control Knob is required in place of the Low Profile Switch Kit, list as a separate item on the order. Includes either a Low Profile Switch Kit or a Control Knob Kit.

Option	Order Code
Radio Frequency Hydraulic Control FPS	RFHC
Li-Ion Universal Smart Battery Charger	BACH
Control Knob Kit	6823292
JIC Installation Kit	6055928
ORFS Installation Kit	6055932

K-Series Load Backrests (Cascade designs only)

Sideshift Carriage Width	Backrest Height	Weight		Order Code
		lbs	kg	
37"	36"	55	25	684784 ①
37"	48"	78	35	684785 ①
37"	60"	90	41	684786 ①
41"	36"	60	27	684787 ①
41"	48"	85	39	684788 ①
41"	60"	90	41	684789 ①
49"	36"	65	30	684790 ①
49"	48"	92	42	684791 ①
49"	60"	105	48	684792 ①
61"	36"	75	34	684793 ①
61"	48"	100	45	684794 ①
61"	60"	125	57	684795 ①
72"	48"	121	55	360279 ①

① End-drilled bolt pattern.

- ▶ For factory installed backrest on Sideshifter, consult Cascade.
- ▶ For OEM load backrests, consult Cascade.
- ▶ Backrest heights of 36", 48" and 60" are available with short lead times for all catalog Class II and III Fork Positioners.