

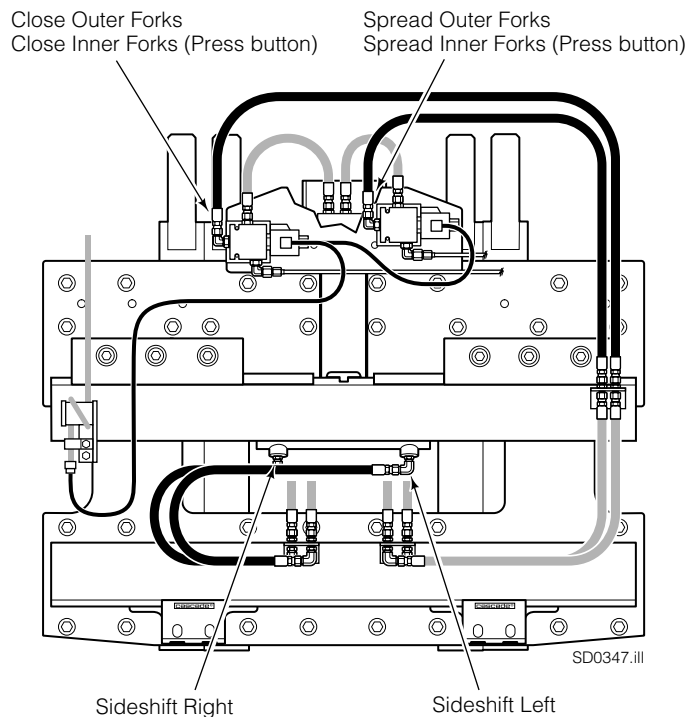


# Installation & Operation

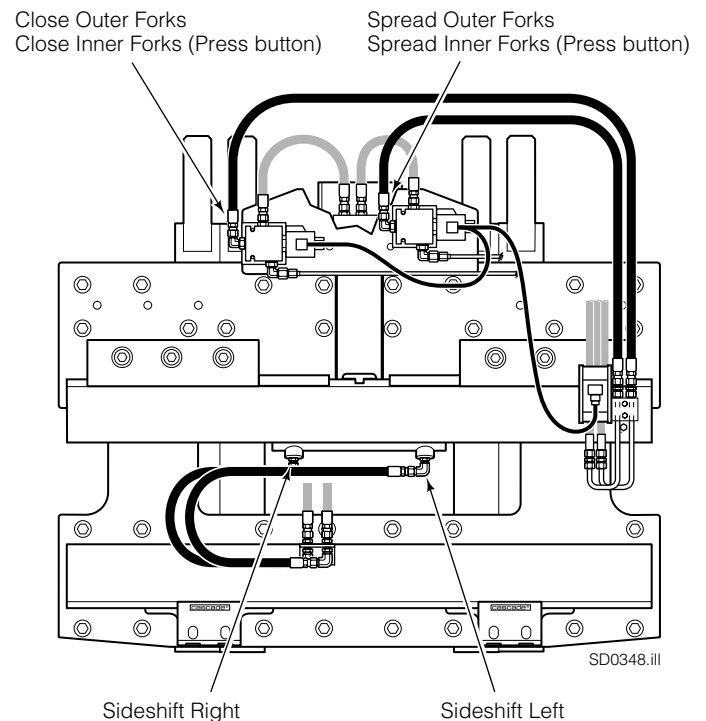
## E-Series Single-Doubles with Hydraulic Inner Fork Control

This sheet describes the hydraulic and electrical connections required to properly install this unit. Operation of attachment functions is also described.

### Hydraulic Hook-up



### Double Internal Reeving and Cable Reel



### Single Internal Reeving and 6-N-1 Hose-Cable Reel

Part No. 6028264

**cascade**<sup>®</sup>  
**corporation**

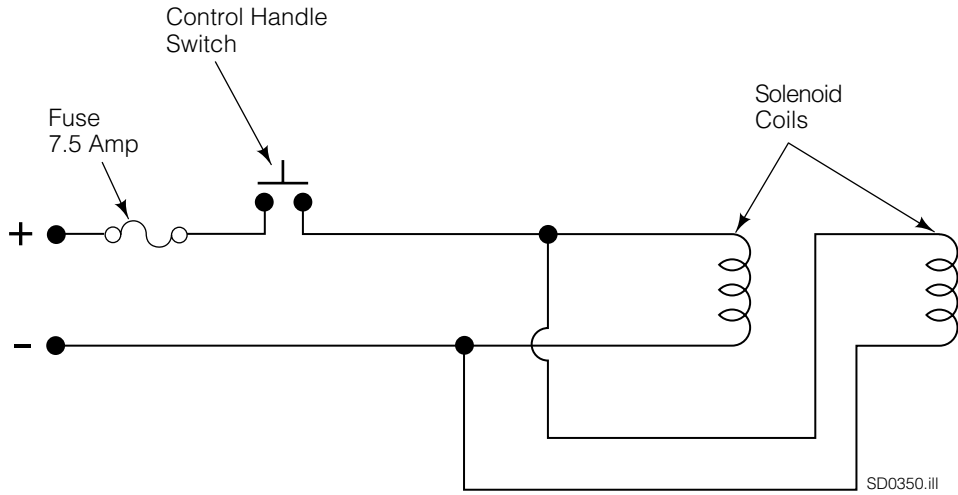
#### For Technical Support . . .

Call: 1-800-227-2233 Fax: 1-888-329-8207  
Internet: [www.cascorp.com](http://www.cascorp.com)  
Write: Cascade Corporation, PO Box 20187, Portland, OR 97294

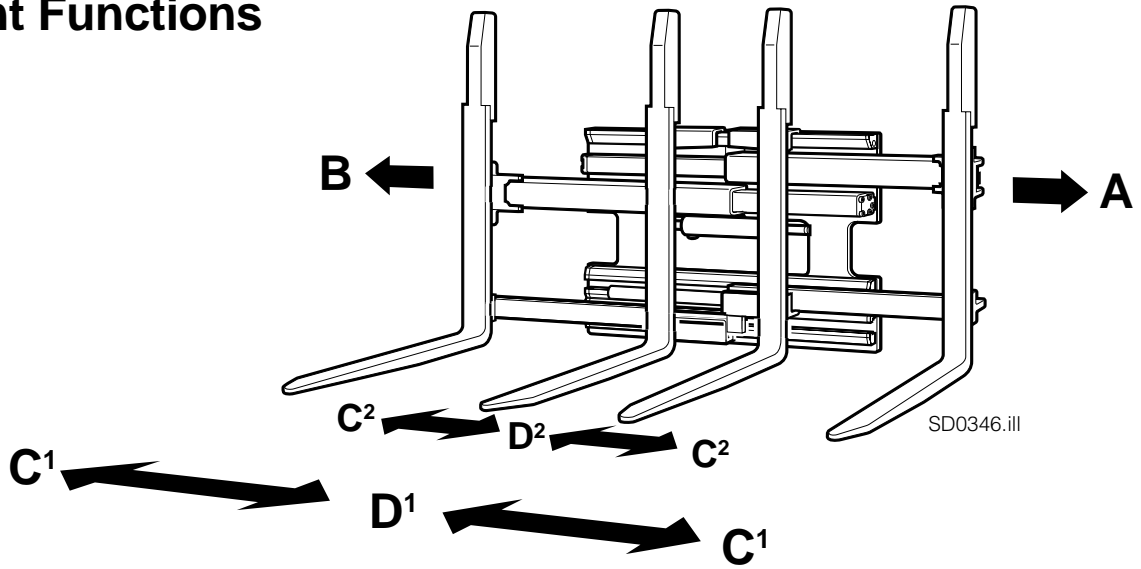
#### To Order Parts . . .

Call: 1-888-227-2233 Fax: 1-888-329-0234  
Internet: [www.cascorp.com](http://www.cascorp.com)  
Write: Cascade Corporation, 2501 Sheridan Ave., Springfield, OH 45505

# Electrical Hook-Up



# Attachment Functions



## SIDESHIFTING WITH HYDRAULIC INNER FORK CONTROL

- A** Sideshift Left
- B** Sideshift Right
- C<sup>1</sup>** Spread Outer Forks
- C<sup>2</sup>** Spread Inner Forks (*press knob button*)
- D<sup>1</sup>** Close Outer Forks
- D<sup>2</sup>** Close Inner Forks (*press knob button*)

