

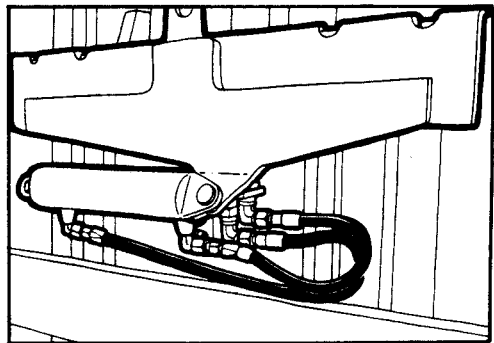




Installation Instructions

Toyota 5F Series Internal Reeving Termination Conversion Kits 685614 and 685615

This sheet provides installation instructions for Cascade Hose Terminal Conversion Kits 685614 (RH) and 685615 (LH). The kits convert the Toyota 5F Series trucks with internal reeving that are hard plumbed with tubing from termination above the upper fork bar to between the fork bar termination.

- 1 Disconnect the internal reeving hoses from the carriage tube assemblies. Remove the tube assembly from the carriage.
- 2 Install the bracket and fittings to the carriage anchor using the existing capscrews.
- 3 Connect the internal reeving hoses to the bracket fittings.
- 4 A typical Cascade sideshifter installation is shown.



Part No. 685966

cascade[®]

For Technical Assistance . . .

Call: 1-800-CASCADE or 503-669-6300

OR

Write: Cascade Corporation, P.O. Box 20187, Portland, OR 97220

To Order Parts . . .

Call: 513-322-1199

OR

Write: Cascade Corporation, P.O. Box 360, Springfield, OH 45505