

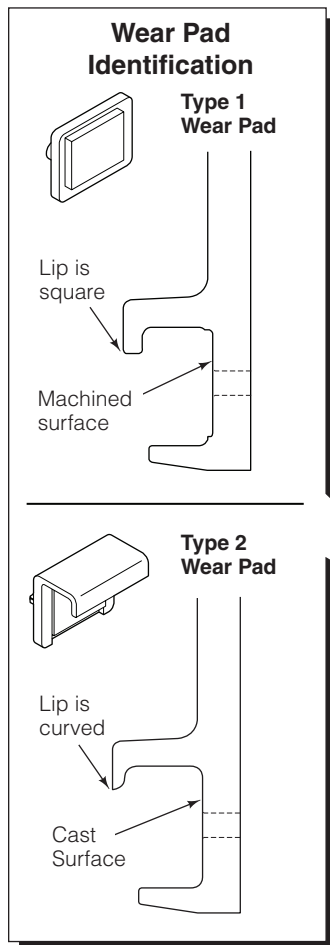


# Installation Instructions

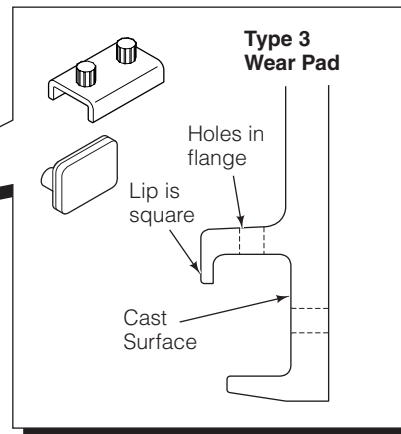
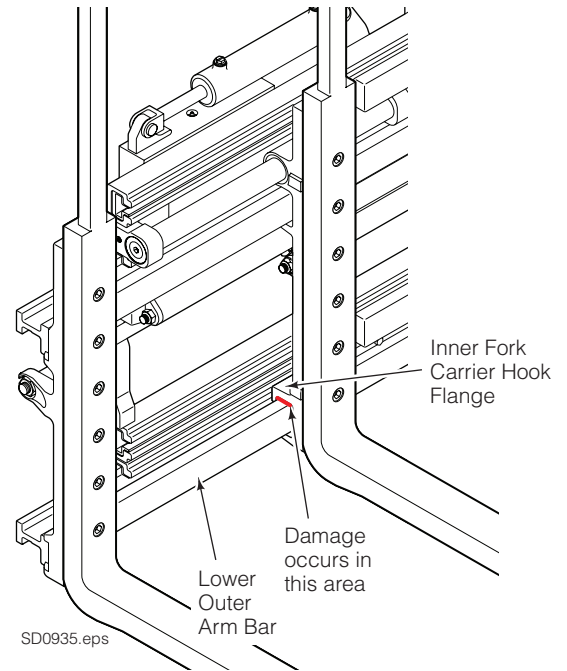
## G-Series Multiple Load Handler Type 2 Wear Pad Kits 6157178 & 6157183

This sheet describes installing lower bearings and wear pads on G-Series Multiple Load Handlers. Wear Pad Kit 6157178 contains 2 wear pads, 2 bearings and shim kit (6148370). Wear Pad Kit 6157183 contains 1 wear pad and 1 bearing.

There are three types of wear pads available. They are not interchangeable. Refer to the illustration to identify which fork carrier requires a style of wear pad. The following describes upgrading Type 2 wear pads.



SD0968.eps



SD1039.eps

**NOTE:** This information should not be interpreted as the basis for warranty claims unless so designated.

**cascade**<sup>®</sup>  
**corporation**

**For Technical Support . . .**

Call: 1-800-227-2233 Fax: 1-888-329-8207  
Internet: [www.cascorp.com](http://www.cascorp.com)  
Write: Cascade Corporation, PO Box 20187, Portland, OR 97294

**To Order Parts . . .**

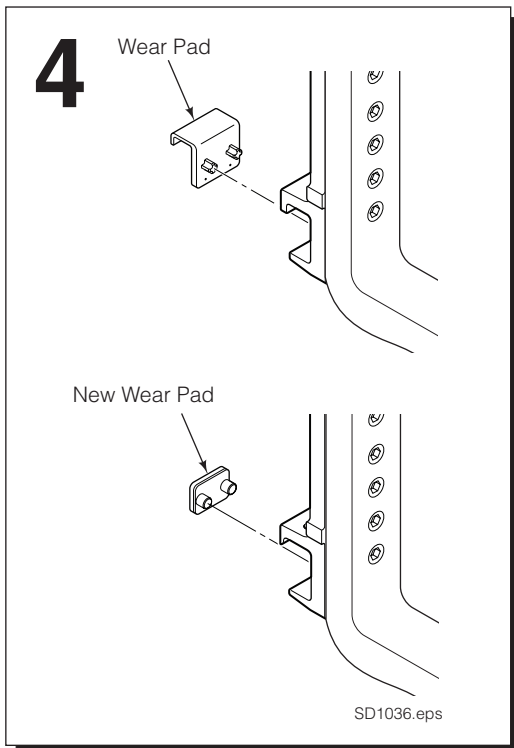
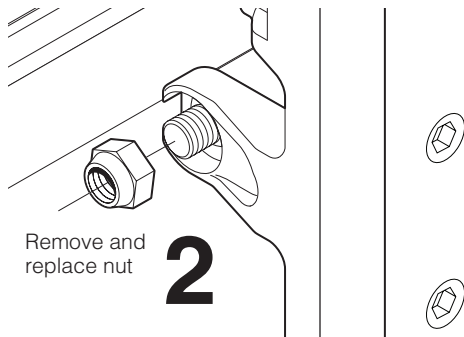
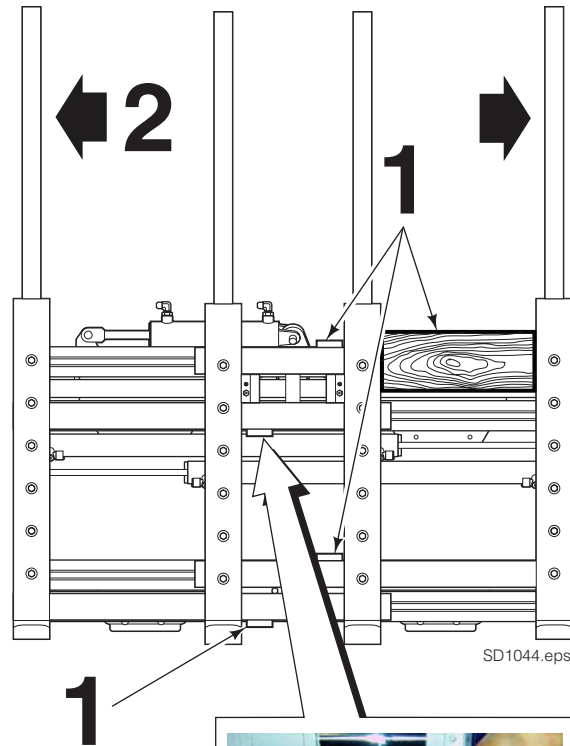
Call: 1-888-227-2233 Fax: 1-888-329-0234  
Internet: [www.cascorp.com](http://www.cascorp.com)  
Write: Cascade Corporation, 2501 Sheridan Ave., Springfield, OH 45505

## Wear Pad and Bearing Installation

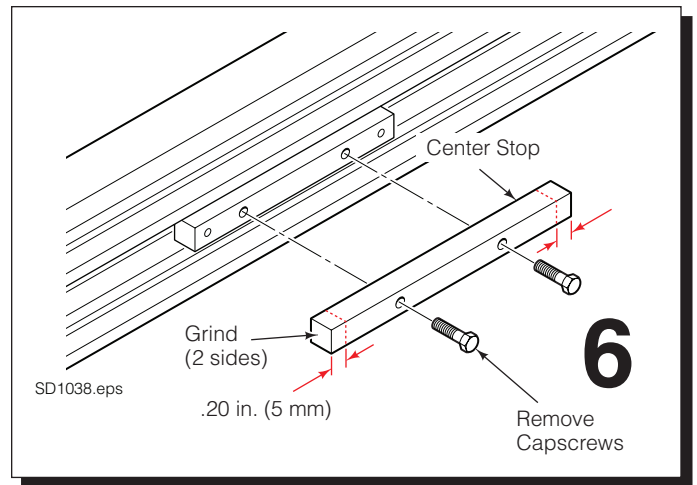
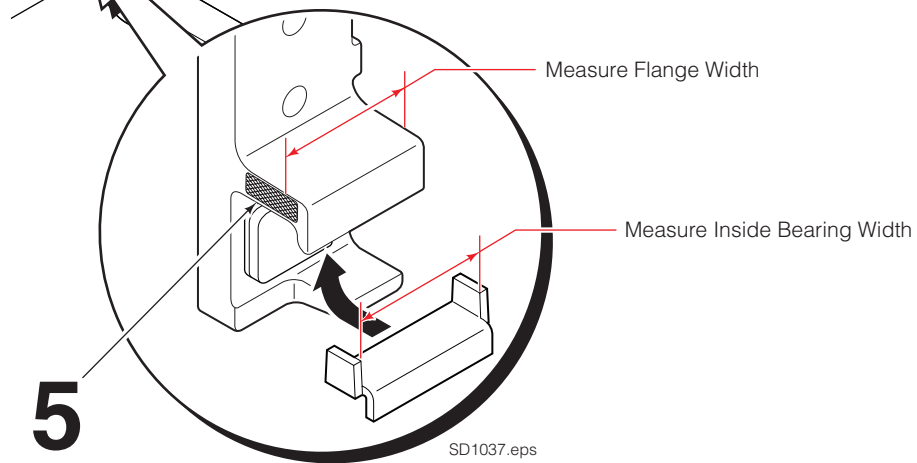
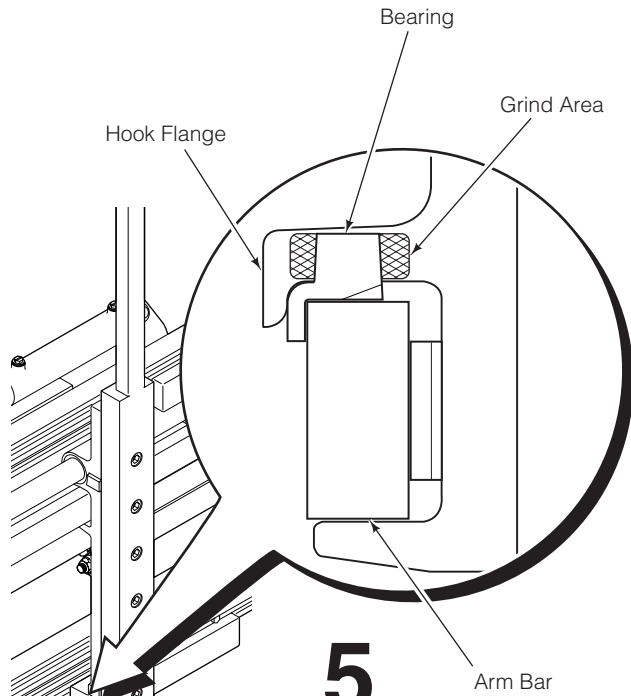
**NOTE:** Mark all fork stops, fork stop locations, forks and fork carriers with a felt tip pen for reassembly.

**CAUTION:** Wear pads must be checked every 1000 hours of truck operation.

- 1** Position the outer forks slightly open from fully closed to access the four outer arm fork stops. Remove **all** four bolt-on stop from the outer arms using a modified 6 mm allen wrench (Cascade part no. 6153293). **See NOTE below for removing second stop from top.** For reassembly, tighten the capscrews to a torque of 24 ft.-lbs. (32 Nm).
- 2** Fully open outer forks. Remove the nut from the cylinder rod end. Use Cascade flat wrench 6153275 on the flat of the rod to ease removal of the nut. Replace the nut with new kit nut (Cascade part no. 783800) and tighten to 52 ft.-lbs. (70 Nm).
- 3** Pull outer arms out enough to disengage the inner fork carrier from the outer arm.
- 4** Replace the inner fork wear pads. Remove a wear pad by prying from the left and right side. Use a C-clamp and flat plate against the pad to press the new wear pad in place.



- 5 Verify that the new bearing fits the width of the fork carrier by measuring the inside width of the bearing and compare to outside width of carrier flange (as shown) OR fitting the bearing to the flange. If the bearing does not fit, grind the side face of the flange, as shown.
- 6 Remove the center stop from the attachment. Grind each side to remove .20 in. (5 mm). For reassembly, tighten capscrews to 14 ft.-lbs. (19 Nm).



- 7 Shim as required. Refer to shim installation instructions 6148713.

**Do you have questions you need answered right now?** Call your nearest Cascade Service Department. Visit us online at [www.cascorp.com](http://www.cascorp.com)

## **AMERICAS**

**Cascade Corporation  
U.S. Headquarters**  
2201 NE 201st  
Fairview, OR 97024-9718  
Tel: 800-CASCADE (227-2233)  
Fax: 888-329-8207

**Cascade Canada Inc.**  
5570 Timberlea Blvd.  
Mississauga, Ontario  
Canada L4W-4M6  
Tel: 905-629-7777  
Fax: 905-629-7785

**Cascade do Brasil**  
Rua João Guerra, 134  
Macuco, Santos - SP  
Brasil 11015-130  
Tel: 55-13-2105-8800  
Fax: 55-13-2105-8899

## **EUROPE-AFRICA**

**Cascade Italia S.R.L.  
European Headquarters**  
Via Dell'Artigianato 1  
37030 Vago di Lavagno (VR)  
Italy  
Tel: 39-045-8989111  
Fax: 39-045-8989160

**Cascade (Africa) Pty. Ltd.**  
PO Box 625, Isando 1600  
60A Steel Road  
Sparton, Kempton Park  
South Africa  
Tel: 27-11-975-9240  
Fax: 27-11-394-1147

## **ASIA-PACIFIC**

**Cascade Japan Ltd.**  
2-23, 2-Chome,  
Kukuchi Nishimachi  
Amagasaki, Hyogo  
Japan, 661-0978  
Tel: 81-6-6420-9771  
Fax: 81-6-6420-9777

**Cascade Korea**  
121B 9L Namdong Ind.  
Complex, 691-8 Gojan-Dong  
Namdong-Ku  
Inchon, Korea  
Tel: +82-32-821-2051  
Fax: +82-32-821-2055

**Cascade-Xiamen**  
No. 668 Yangguang Rd.  
Xinyang Industrial Zone  
Haicang, Xiamen City  
Fujian Province  
P.R. China 361026  
Tel: 86-592-651-2500  
Fax: 86-592-651-2571

**Cascade India Material  
Handling Private Limited**  
No 34, Global Trade Centre  
1/1 Rambaugh Colony  
Lal Bahadur Shastri Road,  
Navi Peth, Pune 411 030  
(Maharashtra) India  
Phone: +91 020 2432 5490  
Fax: +91 020 2433 0881

**Cascade Australia Pty. Ltd.**  
1445 Ipswich Road  
Rocklea, QLD 4107  
Australia  
Tel: 1-800-227-223  
Fax: +61 7 3373-7333

**Cascade New Zealand**  
15 Ra Ora Drive  
East Tamaki, Auckland  
New Zealand  
Tel: +64-9-273-9136  
Fax: +64-9-273-9137

**Sunstream Industries  
Pte. Ltd.**  
18 Tuas South Street 5  
Singapore 637796  
Tel: +65-6795-7555  
Fax: +65-6863-1368